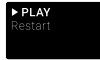
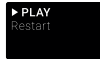


## TRANSPORT CONTROL

Start playback



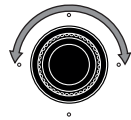
Restart playback/recording



Start Clip recording



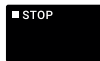
Scroll playhead position



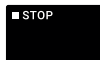
Start Arranger recording




Stop playback/recording at current position



Relocate playhead position to song start when stopped




Enable/disable loop mode



Enable/disable metronome



Tap tempo



## EDIT CONTROL

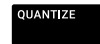
Undo action



Redo action



Quantize to grid value

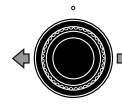


Toggle automation for selected Track on/off

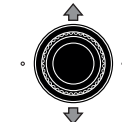


## ARRANGER CONTROL

Select Tracks



Select Clip Slot in Track



Start/stop selected Clip



Mute/unmute selected Track



Solo/unsolo selected Track



## MIXER CONTROL

Mute/unmute Track



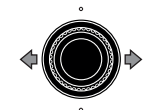
Solo/unsolo Track



Jump to Track



Scroll Tracks



Switch bank



Set Knob 1-8 to control panorama



Set Knob 1-8 to control volume



Coarse adjust panorama/volume of selected Track

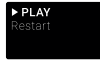


Fine adjust panorama/volume of selected Track



## TRANSPORT CONTROL

Start/pause playback



Start recording



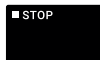
Punch in while playback is running



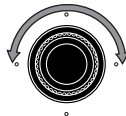
Enable/disable count-in



Stop playback/recording at current position



Scroll playhead position



Enable/disable loop mode



Move loop in one bar increments



Enable/disable metronome click



## EDIT CONTROL

Undo action



Redo action



Quantize to 16th notes



Enable/disable automation write



## MUTE/SOLO

Mute/unmute selected track

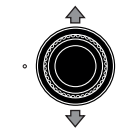


Solo/unsolo selected track

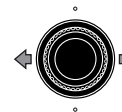


## NAVIGATION

Select previous/next track

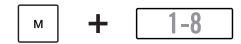


Select previous/next Region



## MIXER CONTROL

Mute/unmute track



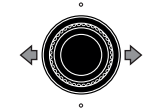
Solo/unsolo track



Jump to track



Select previous/next track



Show master output channel



Switch bank



Set Knob 1–8 to control panorama



Set Knob 1–8 to control volume



Coarse adjust panorama/ volume of selected track



## TRANSPORT CONTROL

Start playback	
Restart playback	+
Punch out while recording	
Start recording	
Punch in while playback is running	
Enable/disable count-in	+
Stop playback/recording at current position	
Relocate playhead position to song start when stopped	
Scroll playhead position	
Enable/disable loop mode	
Move loop by its own length	+
Enable/disable metronome	
Tap tempo	

## EDIT CONTROL

Undo action	
Redo action	+
Quantize to grid value	
Toggle automation between Read mode and Touch mode	

## MUTE/SOLO

Mute/unmute selected track	
Solo/unsolo selected track	

## NAVIGATION

Select previous/next track	
Select previous/next region	

## MIXER CONTROL

Mute/unmute track	+
Solo/unsolo track	+
Jump to track	
Select previous/next track	
Switch bank	
Set Knob 1-8 to control panorama	+
Set Knob 1-8 to control volume	+
Coarse adjust panorama/ volume of selected track	
Fine adjust panorama/ volume of selected track	+